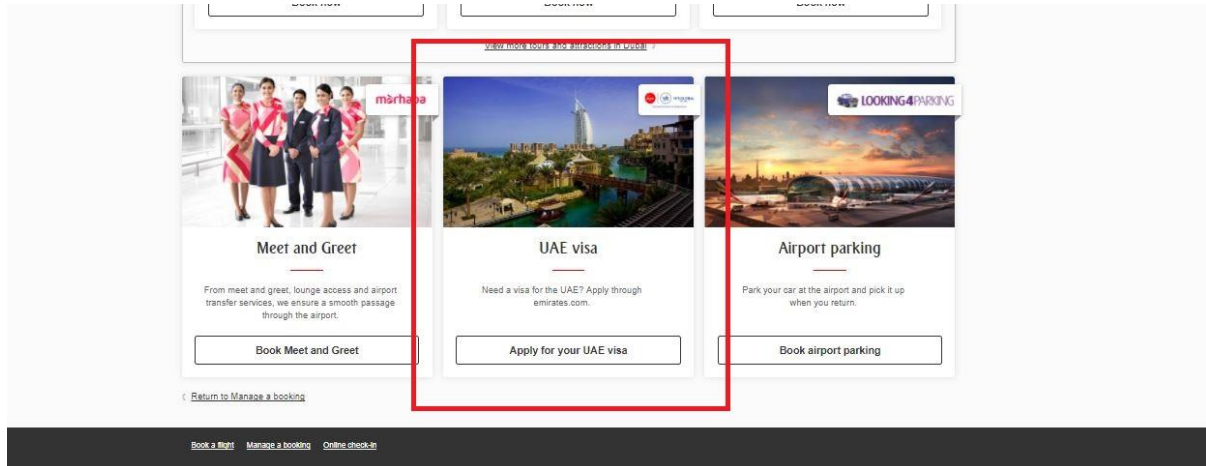


Emirates no se hace responsable de los requisitos de VISADO y PASAPORTE, por lo que el cliente deberá consultar los requisitos con el Consulado/Embajada.

PASO A PASO VISA ONLINE EMIRATES

1. Ingresar a Emirates.com 'Gestionar una reserva'. Este enlace solo aparece si el cliente cumple con los criterios indicados en "Requisitos PNR". No aparecerá si no cumplen con los criterios. El mismo lo encontrará al final de la web.



2. Al hacer clic en "Aplicar" en Gestionar una reserva, el cliente es llevado a una página, explicando al cliente que está saliendo de Emirates.com y será redirigido al sitio web de VFS.

saApplication.aspx



Online UAE visa application

Please carefully read the information below and select **Continue to visa application** to continue.
You are now leaving emirates.com and being redirected to the online visa application website, powered by VFS Global Services. We're not responsible for the content of this website and the emirates.com privacy and accessibility policies do not apply.

VFS Global Services is a leading provider of visa services around the world. Emirates has entered into a commercial arrangement with VFS Global Services to provide online visa services. VFS Global Services will be solely responsible for providing any visa services applied for through its website and will also collect payment for these services. All enquiries, complaints and claims regarding the online visa services should be made directly to VFS Global Services. Please be sure to check VFS Global Services' terms and conditions carefully.

By continuing to the online visa application website and submitting an application, you are consenting to Emirates passing on data about your booking to VFS Global Services in order to facilitate the visa application process.



[Return to Manage a booking](#)

[Continue to visa application](#)

Emirates no se hace responsable de los requisitos de VISADO y PASAPORTE, por lo que el cliente deberá consultar los requisitos con el Consulado/Embajada.

3. El cliente sigue las instrucciones en el sitio web de VFS Global.

[Back to emirates.com](#)



UAE Visas

Apply and pay for your UAE visa online

This service is provided by VFS Global on behalf of Emirates airline. Please review the information below, read and accept the terms and conditions and privacy policy, then click Continue to start your application.

Visa Eligibility

Residents of [More than 180 countries](#) can apply for a visa through this service.
Nationals of [more than 30 countries](#) are eligible for a free visa on arrival in Dubai, and do not need to apply in advance.

Visa Types and Pricing

You can use this service to apply for a UAE visa when visiting Dubai with Emirates. The service offers 96 hour, 14 day, 30 day and 90 day visas. Your visa type will be based on your length of stay in Dubai, as stated in your Emirates itinerary.

Visa Category	Visa Fee	Service Fee
Tourist / 30Days	USD \$ 70.00	USD \$ 23.38
Transit / 96 HRS	USD \$ 15.00	USD \$ 21.65
90 day (Single Entry)	USD \$ 188.00	USD \$ 28.79
30 day (Multiple Entry)	USD \$ 152.00	USD \$ 48.98
90 day (Multiple Entry)	USD \$ 425.00	USD \$ 58.98
48Hrs Visa	USD \$ 0.00	USD \$ 21.12



Note : 14 days visas are temporarily suspended by UAE Immigration. You will by default be able to apply for 30 days visa.

Applications from some countries of residence are required to pay a USD \$272.50 refundable security deposit plus incidental charges, which is refunded after the visa holder leaves Dubai.

All visa fees, service fees and incidental charges are non-refundable for all applications, including unsuccessful applications.

How to apply and pay

Applications can be made a maximum of 58 days or a minimum of four international working days before your arrival in the UAE. Emirates and VFS recommend that you apply as early as possible.

Payment can only be made with a Visa/MasterCard credit or debit card only.  

Requirements for application

All applicants must have a machine readable passport which is valid for at least six months from the date you first enter the UAE. Children who are endorsed on their parents passport will not be able to apply using this service. To complete the application, all applicants require clear coloured electronic scans of the following:

- Passport information/photo page(s)
- A passport-sized photo

Additional documents

In order to strengthen your application, you can upload additional documents such as those listed below. Applications from some countries of residence are required to provide additional documents during the online application process.

- Documents which show investments of USD \$8,000 or more.
- Income tax papers which show an annual gross income of USD \$8,000 or more.
- Passports from, or evidence of travel (eg, visas, entry stamps, etc) in the last five years to any of the following countries: UAE, UK, USA, Australia, New Zealand, Canada or Schengen countries.

Please read the [Frequently Asked Questions \(FAQs\)](#) for more
For enquires and support please [Contact Us](#)

I have read and accepted the [Terms and Conditions](#) and [Privacy Policy](#)

Track or Resume Application

Visa Application Number*



Emirates Booking Reference :-*

* Required Information
[Forgot your Visa Application Number?](#)

Emirates no se hace responsable de los requisitos de VISADO y PASAPORTE, por lo que el cliente deberá consultar los requisitos con el Consulado/Embajada.

4. El cliente debe seleccionar la parte relevante de su itinerario y los pasajeros que necesitan una visa.

← Back to emirates.com



Prepare Visa Application Request

Select Flights

Please select the portion of your itinerary for which you need a UAE visa.
If your itinerary contains multiple stop-overs in Dubai for which you need a visa, you can apply for a multiple entry visa if applicable.

Emirates Booking Reference
XXXX

You can apply online for visas four days or more before travel, and 60 days or less before travel. Any parts of your itinerary below that do not fall within these timescales will be unavailable for online application.


EK048 FRA Scheduled departure 20:30:00 02/26/2021		EK048 DXB Scheduled Arrival 05:55:00 02/27/2021
EK047 DXB Scheduled departure 14:35:00 03/03/2021		EK047 FRA Scheduled Arrival 18:40:00 03/03/2021


If you intend to leave UAE border control and re-enter again on a cruise during your stay in the UAE, then please opt for a multiple entry visa by selecting "Yes" else please select "No".
 Yes No

Select Passengers

For more information on this, please see the [FAQs](#).

FIRSTNAME SURNAME

Enter ppt expiry 


Enter ppt issue 


enter passport no

SELECT PRESENT NATIONALITY ▼

SELECT COUNTRY OF RESIDENCE ▼

FIRSTNAME SURNAME

Enter ppt expiry 

Enter ppt issue 

enter passport no

SELECT PRESENT NATIONALITY ▼



SELECT COUNTRY OF RESIDENCE ▼

Continue

Emirates no se hace responsable de los requisitos de VISADO y PASAPORTE, por lo que el cliente deberá consultar los requisitos con el Consulado/Embajada.

5. A continuación, se les pedirá que confirmen los datos de contacto para recibir un correo electrónico que contiene el enlace en el que deben hacer clic para continuar con el proceso de solicitud.

← Back to emirates.com

Visa Request

Please provide details of any relationships between applicants.

The main applicant should select 'Self'. Select 'Self' against the applicant name if applicant is not related as spouse or child endorsed on parents passport to any applicant listed below

Emirates Booking Reference: ~~XXXX~~
Visa Category :TOURIST / 30DAYS

All applicants identified as 'Self' must provide an email address. For security and privacy, we recommend separate email addresses are provided for each applicant.

Applicants who would like to opt for an Express visa can do so by availing of the option below. An additional charge of USD 20 + applicable taxes will be levied per client opting for the express service. If the date of travel to the UAE is between 24 Hours and 96 Hours then the system will automatically select an Express visa for you.

Applicant Name	Applicant Type	Main Applicant Name	Express Service ?	E-mail	Confirm E-mail
FIRSTNAME/SURNAME	Self	Self	Yes <input type="radio"/> No <input checked="" type="radio"/> <input data-bbox="710 907 726 929" type="button" value="?"/>	eol-support@emirates.com	eol-support@emirates.com

If you have a promotion code, please enter here

6. A continuación, deben hacer clic en este enlace para volver al sitio web de VFS, verificar sus datos y completar el formulario de solicitud.

Emirates no se hace responsable de los requisitos de VISADO y PASAPORTE, por lo que el cliente deberá consultar los requisitos con el Consulado/Embajada.



Dear Customer

Thank you for using Emirates online visa application service, provided by VFS Global.

Your application has been saved: your **Reference Number** is: **XXXXXXXXXXXX**

Please click on the link below and log in using your Emirates booking reference and the reference number above to continue. If you are unable to click on the link please copy the entire link and paste it into a new web browser and continue to submit your visa application.

<https://www.dvpc.net/EK-OnlineVisa/EKOnline/EmailVerification/EmailVerification?Token=V4iOmhcq0eewRlr5ZGOvKoWNIitsr7S8LbHRPHtiHpGFSx%2bivKwPUwRDcuJkfb%2bjkRwi5FAwdklHblzpZMtr8%2fQEnNvAx0NrkOqWozw3jlr8%2f7vHzBH4ZqAL9S88eP1mZAFCKErq%2fseyFL8DKga8TtorAB7Wi%2boScQCcumsR4GOX0%2fBzKTzIGI4hII%2f%2beA0A>

Please note: This link is valid up to 4 international working days before your date of travel. Please click on the link or paste it into a new web browser and continue your application.

Important Note for customers entering UAE – Kindly ensure to carry below mentioned mandatory documents while traveling to UAE.



- Health declaration form- This form needs to be downloaded, printed, completely filled in block capital letters, signed and handed over when requested on arrival at Dubai International Airport. Please click here to download
- Quarantine undertaking form- This form needs to be downloaded, printed, completely filled in block capital letters and signed. Please click here to download
- Copy of PCR test issued 96HRS before date of departure.
- Health insurance valid for the duration of the visa validity is strongly recommend to cover any testing, medical and quarantine cost.

If you have any queries or concerns, please visit our

FAQ's page: <https://www.dvpc.net/Ek-OnlineVisa/EKOnline/InfoBarDecription/DisplayFAQs> or
Contact Us Page: <https://www.dvpc.net/Ek-OnlineVisa/EKOnline/VisaApplicationQuery/DisplayVisaApplicationQueryForm>.

In case you are not able to complete your application online please visit our website www.dubaivisa.net for options to visit and lodge your application at our 30+ visa application centre's located in various countries.

Thank You,



[Back to emirates.com](#)

Retrieve your visa application

If you have already applied for a visa, please enter the following details:

*Required information.

Verification



Visa Application Number	XXXXXXXXXXXX
*Emirates Booking Reference	<input type="text"/>

[Continue](#)

Emirates no se hace responsable de los requisitos de VISADO y PASAPORTE, por lo que el cliente deberá consultar los requisitos con el Consulado/Embajada.

7. A continuación, el cliente debe completar todos sus datos

← Back to emirates.com

Visa Application Form

Form Details | Upload Documents | Summary Status | Online Payment

Applicant Personal Details

Applicant Name	Visa Application No.	Emirates Booking Reference	Visa Category
FIRSTNAME&SURNAME	XXXXXXXXXXXX	XXXXXX	Tourist / 30Days

Instructions for completing the online Visa Application
Please only use standard English characters. accented letters such as ã, é, ú, ç are not recognised by the system. Please enter names like Muñoz and Sémonin as Munoz and Semonin.
Please check the information you enter on this form very carefully; any errors may cause your application to be delayed or rejected.

*Required information

Personal Details

*Title: -- SELECT --

*First Name:

Middle Name:

*Last Name:

*Father Name:

*Mother Name:

*Gender: -- SELECT --

*Marital Status: -- SELECT --

*Husband Name:

*Language Spoken: -- SELECT --

*Previous Nationality: -- SELECT --

*Present Nationality: NIGERIA

*Date of Birth: Day: Month: Year:

*Place of Birth:

*Birth Country: -- SELECT --

*Religion: -- SELECT --

*Profession: -- SELECT --

*Education: -- SELECT --

*Purpose Of Visit: -- SELECT --

*Email ID for approved visa:

Skyward Member: No

Passport Details

*Passport Number: 23424234

*Passport Type: -- SELECT --

*Issuing Government: -- SELECT --

*Issuing Country: -- SELECT --

*Place of Issue:

*Date of Issue: 19 Feb 2019

*Expiration Date: 21 Feb 2024

Current Residential Address

*Address-1:

*Address-2:

*City:

*Country: GERMANY

*Telephone:

Country Code/Area Code/Phone No.

Contact Details in UAE

*Are you staying in a Hotel? Yes No

*Name of Hotel or Host:

*PO Box Number:

*Emirate: -- SELECT --

*City: -- SELECT --

*Area: -- SELECT --

*Street:

*Landmark:

*Makani No:

*Telephonal/ Mobile No:

Country Code/Area Code/Phone No.

Employment Details

Name of Business / Employer:

Address of Business / Employer:

Occupation & Designation:

Retired / Unemployed Individuals:



Date Format 24 Jan 2009

(Note Unemployed or retired persons should designate details of the last employment.)

Emirates no se hace responsable de los requisitos de VISADO y PASAPORTE, por lo que el cliente deberá consultar los requisitos con el Consulado/Embajada.

8. Se deben cargar los documentos requeridos.

← Back to emirates.com

Upload Documents

Form Details > **Upload Documents** > Summary Status > Online Payment

Required Documents

TEST NAME
PNR: XXXXXX
Visa Application Number :
XXXXXXXXXXXXXX

Please upload coloured copies of the required documents in .jpg or .jpeg format. Please note that the passport and residency files should be less than 200KB in size, and the photo should be less than 40KB in size. For help on resizing your documents, [click here](#).

Click 'Browse' and select the photo you wish to upload. Next, click 'Continue'.

Document	Browse	Preview	Sample	Status	Size Limit
Passport Bio Page	<input type="button" value="Choose file"/> No file chosen		Click to view	Incomplete	200 KB
Passport Last Page	<input type="button" value="Choose file"/> No file chosen		Click to view	Incomplete	200 KB
Photograph(300 x 360)	<input type="button" value="Choose file"/> No file chosen		Click to view	Incomplete	40 KB
Proof of Residence Visa:	<input type="button" value="Choose file"/> No file chosen		Click to view	Incomplete	200 KB

Optional Documents

Document	Browse	Preview	Status	Size Limit
Passport-Observation Page:	<input type="button" value="Choose file"/> No file chosen		Incomplete	200 KB
Additional Document 1	<input type="button" value="Choose file"/> No file chosen		Incomplete	200 KB
Additional Document 2	<input type="button" value="Choose file"/> No file chosen		Incomplete	200 KB
Additional Document 3	<input type="button" value="Choose file"/> No file chosen		Incomplete	200 KB
Additional Document 4	<input type="button" value="Choose file"/> No file chosen		Incomplete	200 KB
National ID front page	<input type="button" value="Choose file"/> No file chosen		Incomplete	200 KB
National ID Second page	<input type="button" value="Choose file"/> No file chosen		Incomplete	200 KB

9. El cliente envía su solicitud y continúa hasta la forma de pago.

10. El cliente puede hacer un seguimiento del estado de su solicitud a través del enlace que aparece en el correo electrónico de confirmación o volviendo a la herramienta de solicitud de visados a través de Emirates.com Gestionar una reserva.

Emirates no se hace responsable de los requisitos de VISADO y PASAPORTE, por lo que el cliente deberá consultar los requisitos con el Consulado/Embajada.

IMPORTANTE

- **Emirates Airline no se hace responsable de los requisitos de VISADO y PASAPORTE, por lo que el cliente deberá consultar los requisitos con el Consulado/Embajada.**
- En caso de tener tarjeta Visa, debe obtener una clave 3D secure que se le pide en el último paso del pago. De esa manera, la transacción será exitosa.
- En el caso de Mastercard el proceso es similar.
- Las tarjetas deben estar habilitadas para consumos internacionales y en dólares.
- No se pueden tramitar dos visas de manera simultánea para el mismo pasajero.
- El trámite demora 5 días hábiles de Lunes a Viernes. Está sujeto a revisión y aprobación de inmigración de los Emiratos Árabes Unidos.
- Demoras en el trámite son ajenas a Emirates Airline.
- Para consultas enviar un email a DVPCCUSTOMERSUPPORT@DUBAIVISA.NET

Depósito de seguridad

- Para las solicitudes procedentes de determinados países, se cobra en línea un depósito de USD 321.55, que se reembolsa a la salida de Dubái. El requisito de depósito se comunicará durante el proceso de solicitud si es aplicable al cliente. No podemos facilitar una lista por adelantado, por lo que le rogamos que no lo solicite.
- Tenga en cuenta que el coste del depósito de seguridad es correcto en el momento de la publicación, pero está sujeto a cambios. No garantizamos que pueda ser diferente. Cualquier cantidad de depósito será citada al cliente en el proceso de solicitud y esa es la cantidad que se aplicará.
- El reembolso del depósito de seguridad es automático una vez que el pasajero ha salido de los EAU con el visado, y normalmente aparecerá en el extracto bancario del cliente en su siguiente ciclo de facturación.